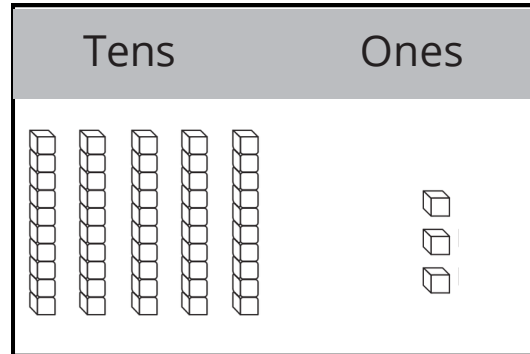


Name _____


Tens and Ones to 50

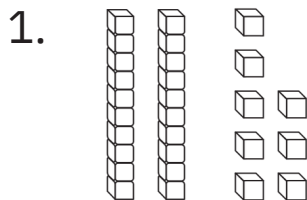
Use tens and ones to show a number.

There are 5 tens.
There are 3 ones.
This shows 53.

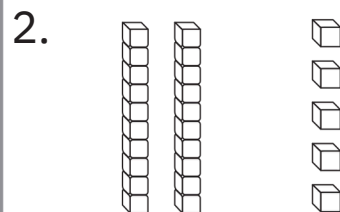


5 tens 3 ones = 53

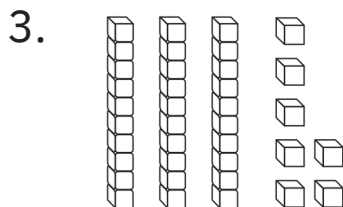
Use your  to count and show tens and ones. Write the numbers.



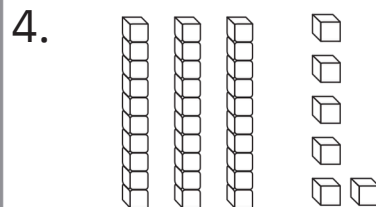
2 tens 8 ones = 28



2 tens 5 ones =



3 tens 7 ones =

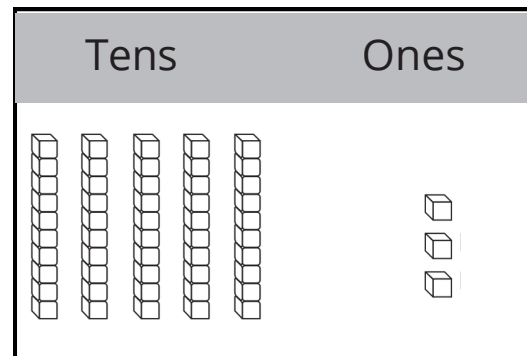


3 tens 6 ones =

Tens and Ones to 50

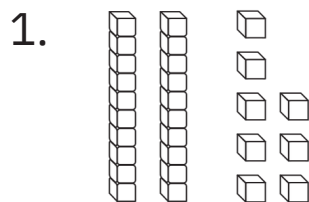
Use tens and ones to show a number.

There are 5 tens.
There are 3 ones.
This shows 53.

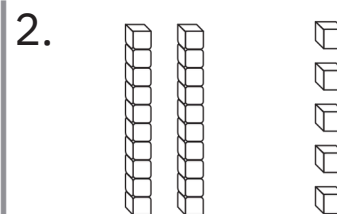


5 tens 3 ones = 53

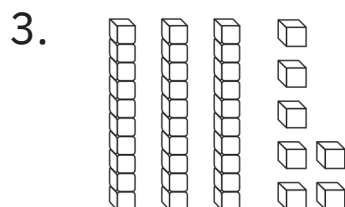
Use your  to count and show tens and ones. Write the numbers.



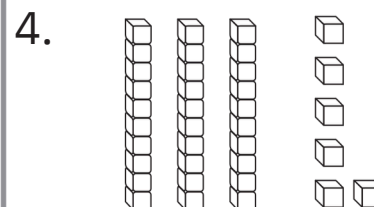
2 tens 8 ones = 28



2 tens 5 ones = 25



3 tens 7 ones = 37



3 tens 6 ones = 36

Ones and Tens

Draw a line to match the number with the correct amount of tens and ones.

1.

27

2 tens 7 ones

7 tens 2 ones

2.

84

8 tens 4 ones

4 tens 8 ones

3.

35

5 tens 3 ones

3 tens 5 ones



Writing and Reasoning

Draw pictures to show the value of exercise 3.

Ones and Tens

Draw a line to match the number with the correct amount of tens and ones.

1.

27

2 tens 7 ones

7 tens 2 ones

2.

84

8 tens 4 ones

4 tens 8 ones

3.

35

5 tens 3 ones

3 tens 5 ones



Writing and Reasoning

Draw pictures to show the value of exercise 3.

