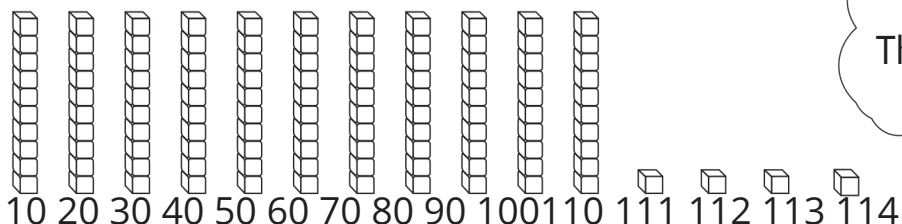


Name _____



Model and Write Numbers from 110 to 120

What is the number?

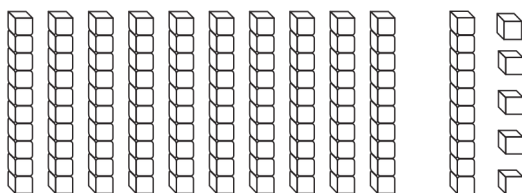


Count by tens.
Then count by ones.

The number is **114**

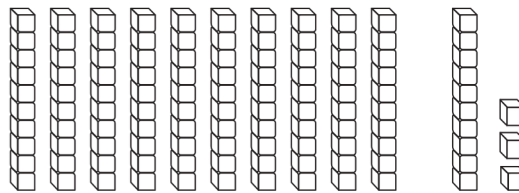
Use   to model the number.
Then write the number.

1.



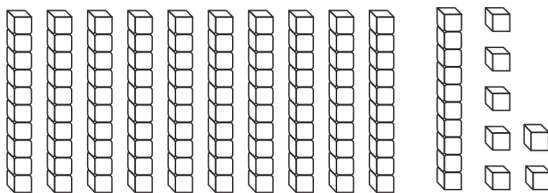
The number is — .

2.



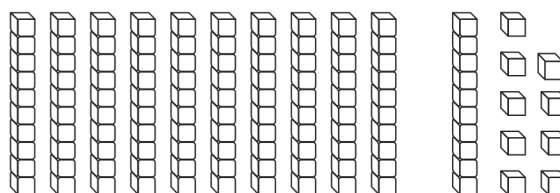
The number is — .

3.



The number is — .

4.

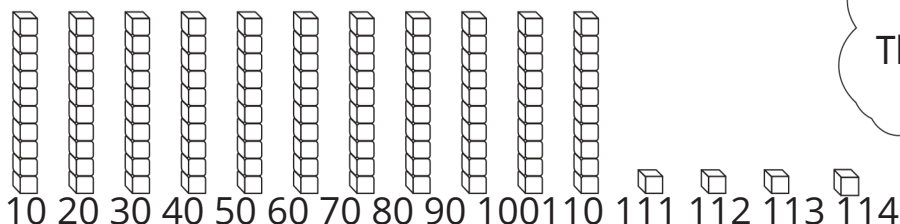


The number is — .

Name Answer key

Model and Write Numbers from 110 to 120

What is the number?

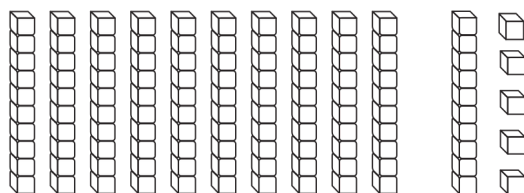


Count by tens.
Then count by ones.

The number is **114**

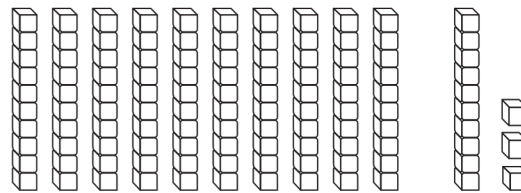
Use to model the number.
Then write the number.

1.



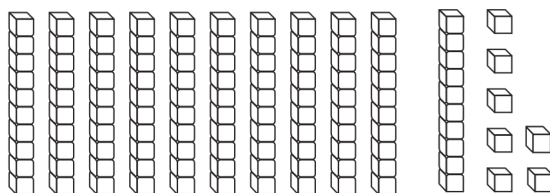
The number is **115**

2.



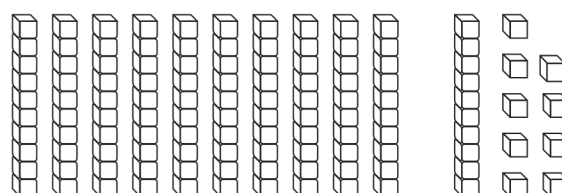
The number is **113**

3.



The number is **117**

4.



The number is **119**

Name _____

Make a Number Greater than 100.

Write any digit from 0 to 9 in the blank space. Then draw pictures to match the number.

1.



11 _____

2.



11 _____

3.



11 _____

4.



11 _____



Writing and Explaining

Finish the drawing to show 120. Write to explain.




Make a Number Greater than 100.

Write any digit from 0 to 9 in the blank space. Then draw pictures to match the number.



11 4



11

Answers may vary.



11



11



Writing and Explaining

Finish the drawing to show 120. Write to explain.



There are 11 tens and 5 ones. I drew 5 more ones to make 120.