


Name _____

Date _____

USE PICTURES TO SHOW TAKING FROM



5 frogs



2 hop away.

3

frogs now

Write How many there are now.

1.

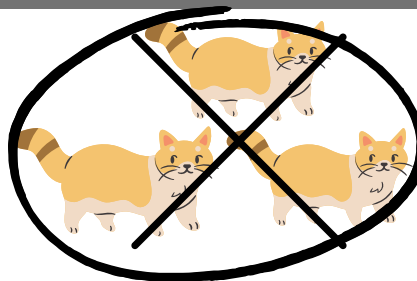



9 fish

4 swim away.

___ fish now

2.





7 cats

3 walk away.

___ cats now

3.



6 ants

3 march away.

___ ants now

Name _____

Date _____

DRAW PICTURES TO SHOW TAKING FROM

Draw to show each problem. Circle the part that you are subtracting or taking from. Then cross it out. Write how many are left now.

1.

9 butterflies 3 fly away. ____ butterflies now

2.

7 mice 5 run away. ____ mice now


3.

8 bears 4 hide away. ____ bears now

Name _____

Date _____

USE PICTURES TO SHOW TAKING FROM





5 frogs

2 hop away.

3 frogs now

Write How many there are now.

1.

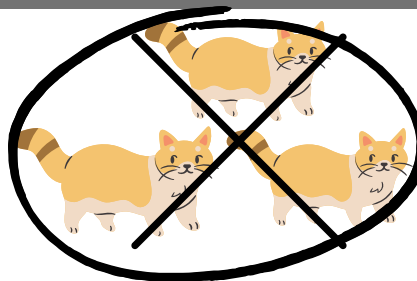



9 fish

4 swim away.

5 fish now

2.





7 cats

3 walk away.

4 cats now

3.



6 ants

3 march away.

3 ants now



Name _____

Date _____

DRAW PICTURES TO SHOW TAKING FROM

Draw to show each problem. Circle the part that you are subtracting or taking from. Then cross it out. Write how many are left now.

1.



Answers may vary. This is a sample drawing only. Children may draw simple shapes.

9 butterflies 3 fly away. 6 butterflies now

2.

Answers may vary. Accept all legible drawings.

7 mice 5 run away. 2 mice now

3.

Answers may vary. Accept all legible drawings.

8 bears 4 hide away. 4 bears now
